

2022-23 Performance Report Standardized Testing Results



Upper Saddle River

Fall 2023

UPPER SADDLE RIVER 2022-23

Spring NJSLA

ELA/Language Arts

Grade	Total Tested in District	Achievement Levels									
		% Not Meeting Expectations (Level 1)		% Partially Meeting Expectations (Level 2)		% Approaching Expectations (Level 3)		% Meeting Expectations (Level 4)		% Exceeding Expectations (Level 5)	
		District	State	District	State	District	State	District	State	District	State
3	116	3%	21%	7%	15%	19%	23%	54%	37%	16%	5%
4	111	1%	13%	7%	15%	9%	21%	40%	37%	43%	15%
5	148	1%	12%	0%	14%	14%	20%	59%	43%	26%	10%
6	115	2%	12%	4%	14%	14%	25%	53%	38%	27%	11%
7	120	1%	12%	3%	13%	8%	20%	40%	33%	49%	23%
8	141	4%	13%	4%	12%	6%	20%	53%	36%	33%	20%
All Grades	751	2%	14%	4%	14%	12%	21%	50%	37%	32%	14%

Subscore and Longitudinal Analysis

		District				
		16-17	17-18	18-19	21-22	22-23
All ES	Reading - Informational Text	77%	80%	77%	73%	75%
All ES	Reading - Literary Text	76%	81%	79%	77%	71%
All ES	Reading - Vocabulary	66%	78%	72%	64%	66%
All ES	Writing - Conventions	84%	93%	86%	84%	83%
All ES	Writing - Expression	88%	91%	85%	83%	88%
All MS	Reading - Informational Text	74%	78%	76%	76%	75%
All MS	Reading - Literary Text	73%	78%	78%	64%	69%
All MS	Reading - Vocabulary	68%	67%	68%	65%	65%
All MS	Writing - Conventions	86%	88%	86%	83%	86%
All MS	Writing - Expression	86%	90%	85%	84%	86%

Longitudinal Analysis and Mobility

Same students, consecutive grades

	n=		Not Meeting		Partially Meeting		Approaching		Meeting		Exceeding		Meeting + Exceeding (Highest Two Levels)			
	Cohort	Non-Cohort	Cohort	Non-Cohort	Cohort	Non-Cohort	Cohort	Non-Cohort	Cohort	Non-Cohort	Cohort	Non-Cohort	Cohort	Yr-Yr	Non-Cohort	Yr-Yr
2021-22 G3 ELA	94	5	3%	0%	6%	0%	10%	20%	63%	60%	18%	20%	81%		80%	
2022-23 G4 ELA	94	17	0%	6%	6%	12%	9%	12%	41%	29%	44%	41%	85%	4%	71%	-9%
2021-22 G4 ELA	141	2	0%	0%	2%	0%	11%	0%	44%	0%	43%	100%	87%		100%	
2022-23 G5 ELA	141	7	0%	14%	0%	0%	14%	14%	59%	71%	27%	0%	86%	-1%	71%	-29%
2021-22 ELA All Grades	235	7	1%	0%	4%	0%	11%	14%	51%	43%	33%	43%	84%		86%	
2022-23 ELA All Grades	235	24	0%	8%	3%	8%	12%	13%	52%	42%	34%	29%	86%	1%	71%	-15%

Same students, consecutive grades

	n=		Not Meeting		Partially Meeting		Approaching		Meeting		Exceeding		Meeting + Exceeding (Highest Two Levels)			
	Cohort	Non-Cohort	Cohort	Non-Cohort	Cohort	Non-Cohort	Cohort	Non-Cohort	Cohort	Non-Cohort	Cohort	Non-Cohort	Cohort	Yr-Yr	Non-Cohort	Yr-Yr
2021-22 G5 ELA	105	7	1%	14%	6%	0%	7%	29%	51%	43%	35%	14%	87%		57%	
2022-23 G6 ELA	105	10	2%	0%	4%	10%	12%	30%	54%	40%	28%	20%	82%	-5%	60%	3%
2021-22 G6 ELA	114	7	1%	0%	4%	14%	22%	43%	53%	43%	21%	0%	74%		43%	
2022-23 G7 ELA	114	6	1%	0%	2%	17%	7%	17%	39%	50%	51%	17%	90%	17%	67%	24%
2021-22 G7 ELA	140	4	1%	0%	1%	0%	6%	0%	35%	50%	56%	50%	91%		100%	
2022-23 G8 ELA	140	1	3%	100%	4%	0%	6%	0%	54%	0%	34%	0%	87%	-4%	0%	-100%
2021-22 ELA All Grades	359	18	1%	6%	3%	6%	11%	28%	45%	44%	39%	17%	84%		61%	
2022-23 ELA All Grades	359	17	2%	6%	3%	12%	8%	24%	49%	41%	37%	18%	87%	2%	59%	-2%

Students in the Cohort group took both the 2021-22 and 2022-23 tests in the sequence presented.

Students in the Non-Cohort group only took the corresponding year's test.

UPPER SADDLE RIVER 2022-23 Spring NJSLA Mathematics

Grade	Total Tested in District	Achievement Levels									
		Not Meeting Expectations (Level 1)		Partially Meeting Expectations (Level 2)		Approaching Expectations (Level 3)		Meeting Expectations (Level 4)		Exceeding Expectations (Level 5)	
		District	State	District	State	District	State	District	State	District	State
3	118	2%	13%	3%	17%	22%	25%	45%	34%	28%	12%
4	110	3%	13%	5%	18%	17%	25%	55%	37%	20%	7%
5	148	1%	13%	5%	21%	16%	26%	56%	31%	22%	9%
6	116	2%	14%	9%	23%	24%	28%	46%	28%	19%	7%
7	120	3%	13%	2%	23%	15%	31%	63%	29%	18%	5%
8	61	8%	34%	13%	27%	18%	21%	51%	17%	10%	1%
Algebra I	80	0%	16%	0%	26%	0%	23%	43%	30%	58%	5%
All Grades	753	2%	16%	5%	22%	17%	26%	52%	29%	24%	7%

Subscore and Longitudinal Analysis

		District				
		16-17	17-18	18-19	21-22	22-23
All ES	Major Content	86%	85%	82%	75%	74%
All ES	Additional and Supporting Content	81%	77%	80%	77%	76%
All ES	Modeling and Application	77%	82%	84%	73%	73%
All ES	Expressing Mathematical Reasoning	79%	82%	79%	71%	67%
All MS	Major Content	83%	82%	79%	70%	74%
All MS	Additional and Supporting Content	82%	79%	82%	71%	74%
All MS	Modeling and Application	79%	79%	76%	70%	73%
All MS	Expressing Mathematical Reasoning	81%	78%	83%	73%	75%

Longitudinal Analysis and Mobility - Math

	n=		Not Meeting		Partially Meeting		Approaching		Meeting		Exceeding		Meeting + Exceeding (Highest Two Levels)			
	Cohort	Non-Cohort	Cohort	Non-Cohort	Cohort	Non-Cohort	Cohort	Non-Cohort	Cohort	Non-Cohort	Cohort	Non-Cohort	Cohort	Yr-Yr	Non-Cohort	Yr-Yr
2021-22 G3 Math	94	5	0%	0%	4%	0%	20%	40%	41%	40%	34%	20%	76%		60%	
2022-23 G4 Math	94	16	2%	6%	4%	6%	17%	19%	59%	38%	18%	31%	77%	1%	69%	9%
2021-22 G4 Math	141	2	0%	0%	3%	0%	13%	0%	62%	100%	21%	0%	84%		100%	
2022-23 G5 Math	141	7	0%	14%	5%	0%	16%	29%	57%	43%	23%	14%	79%	-4%	57%	-43%
2021-22 Math All Grades	235	7	0%	0%	3%	0%	16%	29%	54%	57%	26%	14%	80%		71%	
2022-23 Math All Grades	235	23	1%	9%	5%	4%	16%	22%	57%	39%	21%	26%	78%	-2%	65%	-6%

Same students, different grades

	n=		Not Meeting		Partially Meeting		Approaching		Meeting		Exceeding		Meeting + Exceeding (Highest Two Levels)				
	Cohort	Non-Cohort	Cohort	Non-Cohort	Cohort	Non-Cohort	Cohort	Non-Cohort	Cohort	Non-Cohort	Cohort	Non-Cohort	Cohort	Yr-Yr	Non-Cohort	Yr-Yr	Cohort vs. Non-Cohort
2021-22 G5 Math	105	7	2%	14%	5%	14%	18%	14%	57%	43%	18%	14%	75%		57%		18%
2022-23 G6 Math	105	11	2%	0%	10%	9%	23%	36%	46%	45%	20%	9%	66%	-10%	55%	-3%	11%
2021-22 G6 Math	114	7	0%	0%	10%	0%	25%	57%	53%	43%	13%	0%	66%		43%		23%
2022-23 G7 Math	114	6	3%	17%	1%	17%	14%	33%	64%	33%	18%	0%	82%	17%	33%	-10%	49%
2021-22 G7 Math	60	84	3%	0%	15%	2%	43%	1%	38%	55%	0%	42%	38%		96%		-58%
2022-23 G8 Math	60	1	7%	100%	13%	0%	18%	0%	52%	0%	10%	0%	62%	23%	0%	-96%	62%
2021-22 G7 Math	80	64	0%	3%	0%	17%	1%	41%	55%	39%	44%	0%	99%		39%		60%
2022-23 Alg I (MS)	80	0	0%		0%		0%		43%		58%		100%	1%			
2021-22 Math All Grades	359	162	1%	2%	7%	9%	21%	20%	52%	48%	19%	22%	71%		70%		2%
2022-23 Math All Grades	359	18	3%	11%	5%	11%	14%	33%	52%	39%	26%	6%	78%	7%	44%	-25%	34%

Students in the Cohort group took both the 2021-22 and 2022-23 tests in the sequence presented.

Students in the Non-Cohort group only took the corresponding year's test.

UPPER SADDLE RIVER

2022-23 Spring NJSLA

Science

Grade	Total # students Tested	Achievement Levels							
		Minimal (Level 1)		Limited (Level 2)		Proficient (Level 3)		Advanced (Level 4)	
		District	State	District	State	District	State	District	State
5	148	14%	38%	33%	35%	43%	21%	10%	6%
8	141	12%	40%	57%	42%	23%	14%	8%	4%
All Grades	289	13%	39%	45%	38%	33%	18%	9%	5%

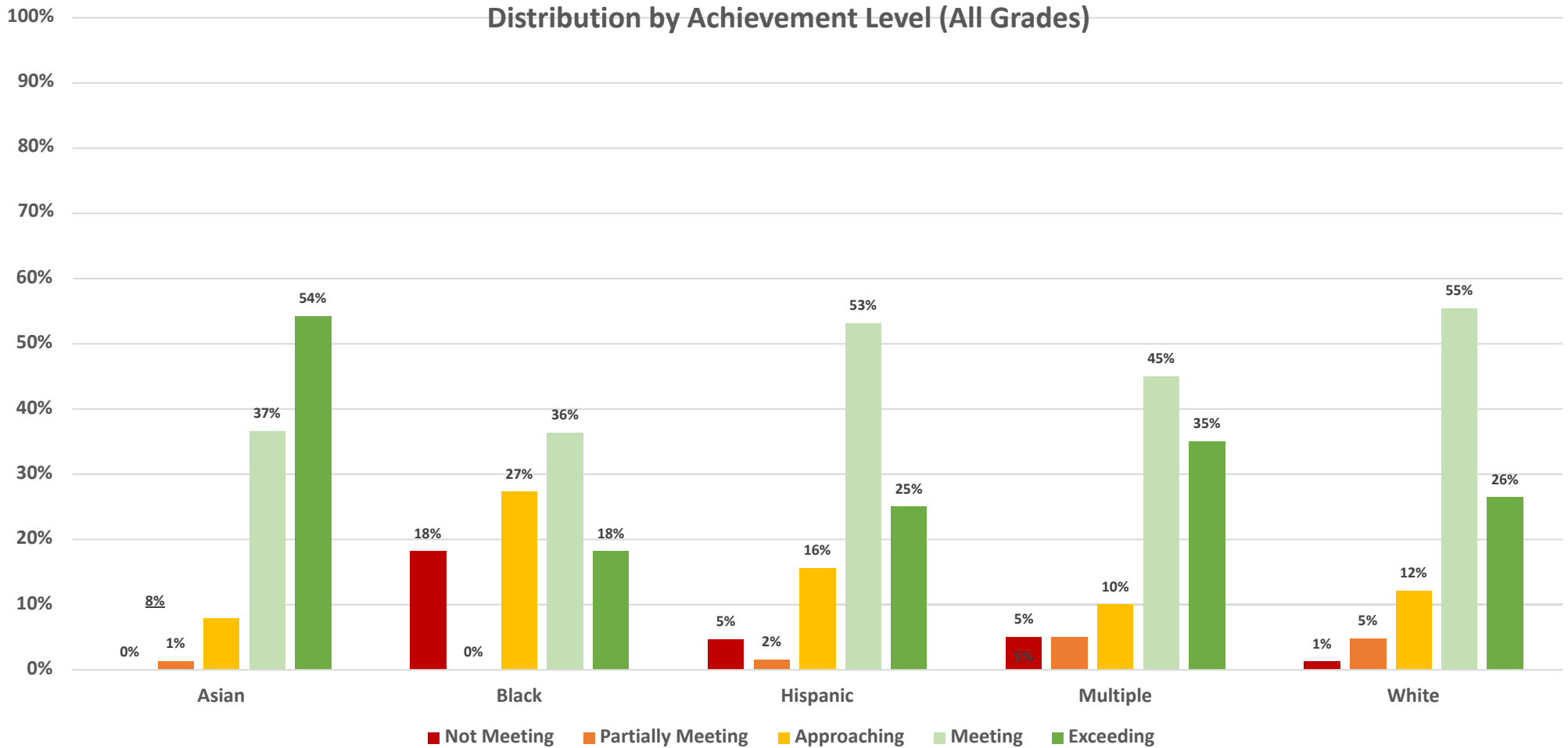
Demographic Analysis

UPPER SADDLE RIVER

2022-23 Spring

NJSLA by Subgroup Race

ELA/Language Arts



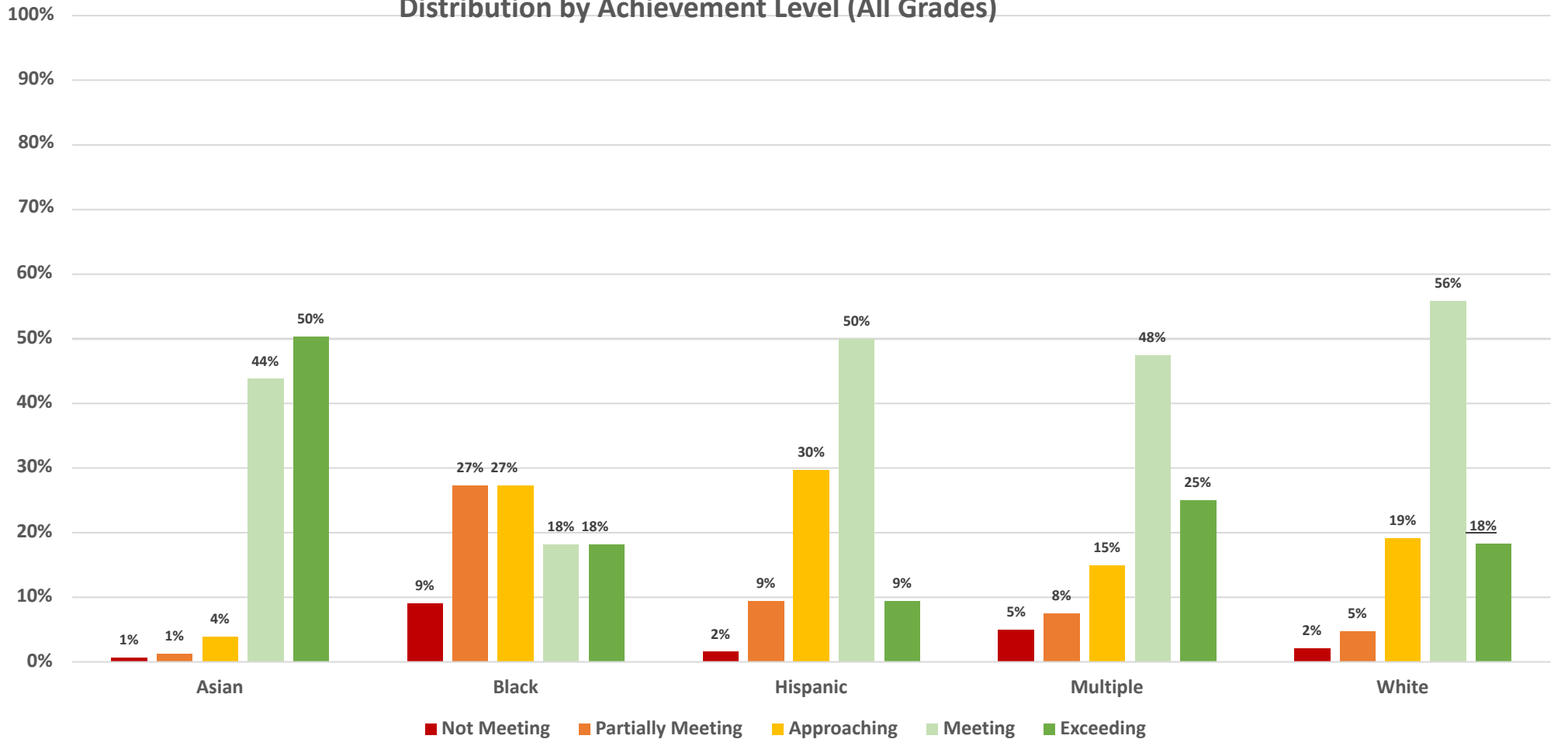
UPPER SADDLE RIVER

2022-23 Spring

NJSLA by Subgroup Race

Mathematics

Distribution by Achievement Level (All Grades)

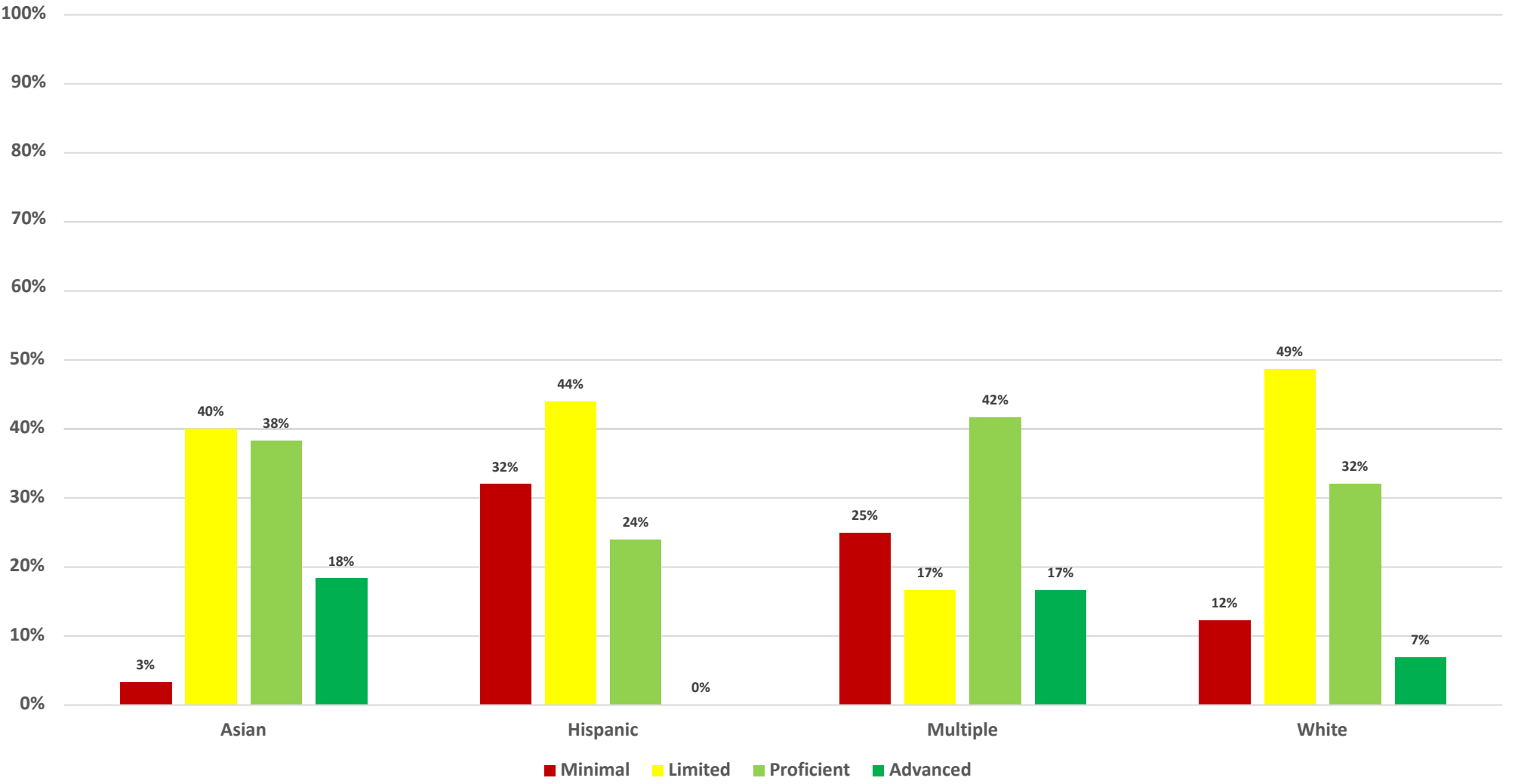


UPPER SADDLE RIVER

2022-23 Spring NJSLA by Subgroup Race

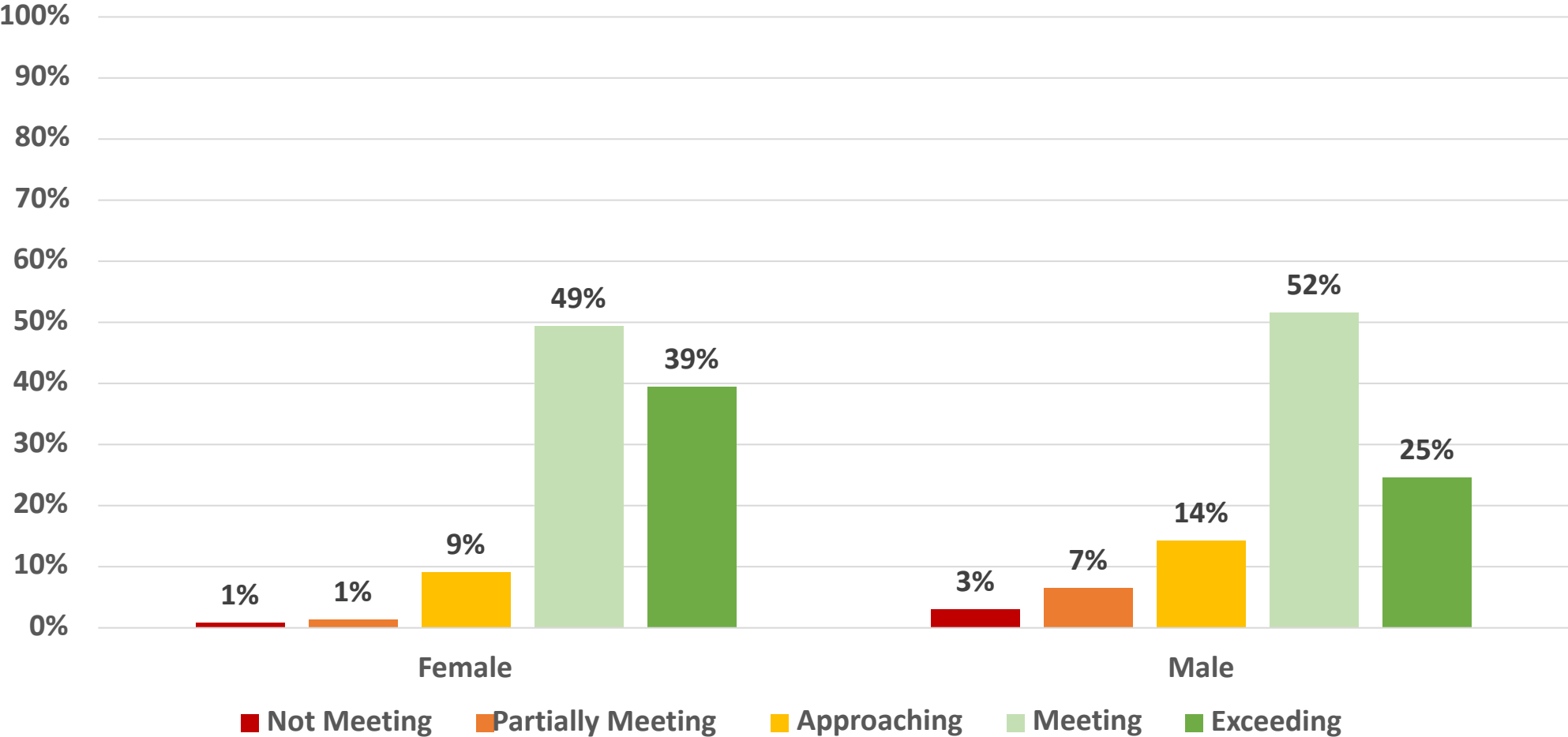
Science

Distribution by Achievement Level (All Grades)



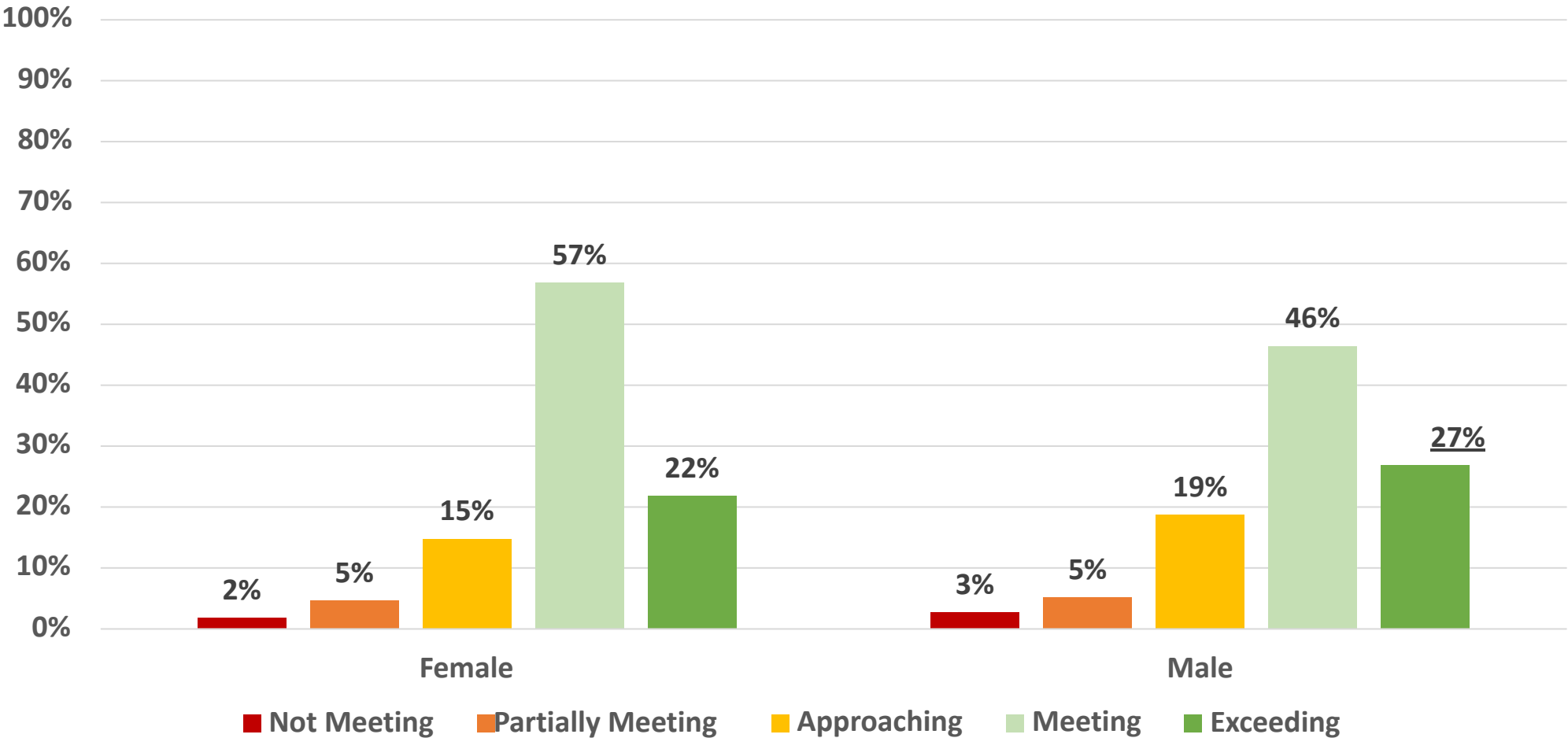
UPPER SADDLE RIVER
2022-23 Spring NJSLA by Subgroup Gender
ELA/Language Arts

Distribution by Achievement Level (All Grades)



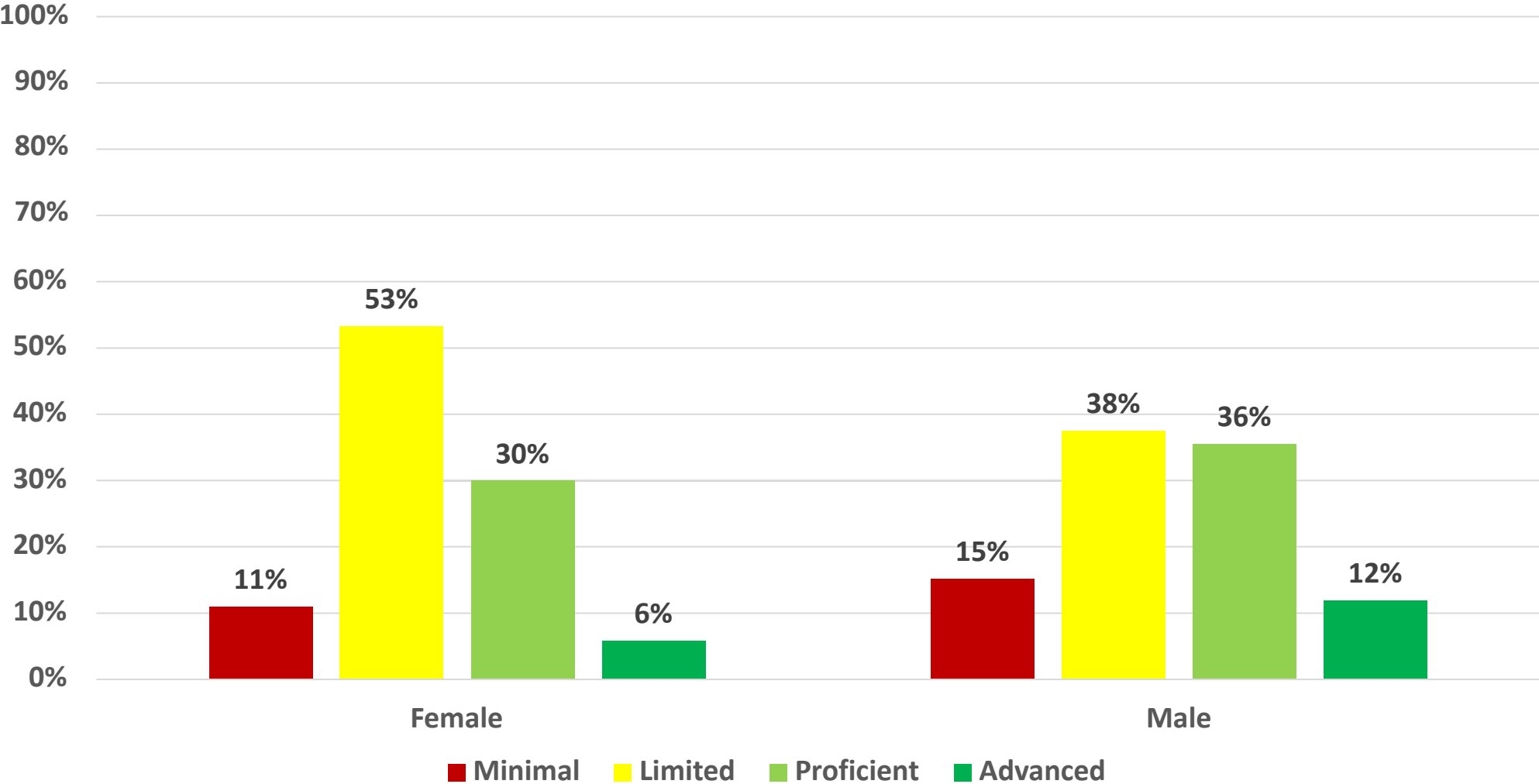
UPPER SADDLE RIVER
2022-23 Spring NJSLA by Subgroup Gender
Mathematics

Distribution by Achievement Level (All Grades)



UPPER SADDLE RIVER
2022-23 Spring NJSLA by Subgroup Gender
Science

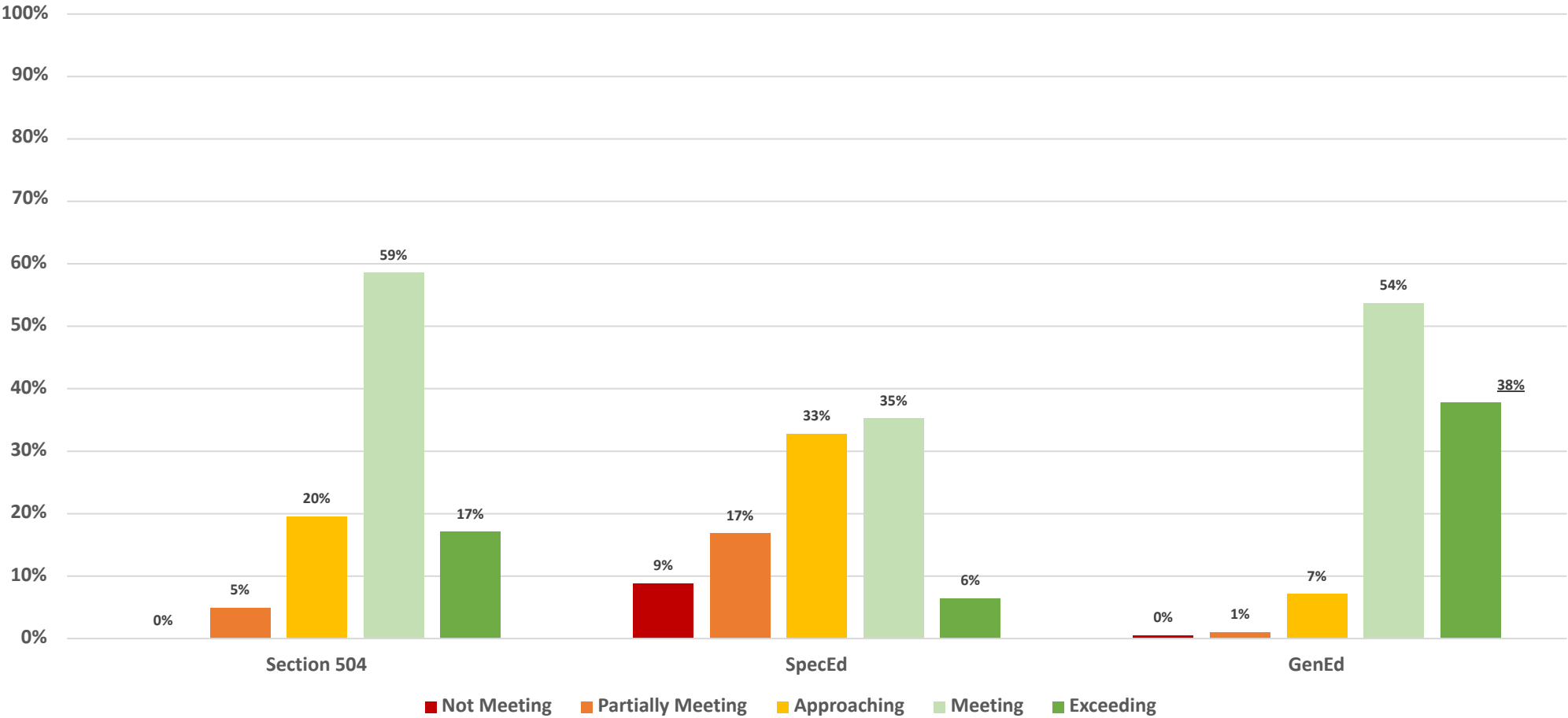
Distribution by Achievement Level (All Grades)



UPPER SADDLE RIVER

2022-23 Spring NJSLA by Subgroup Program ELA/Language Arts

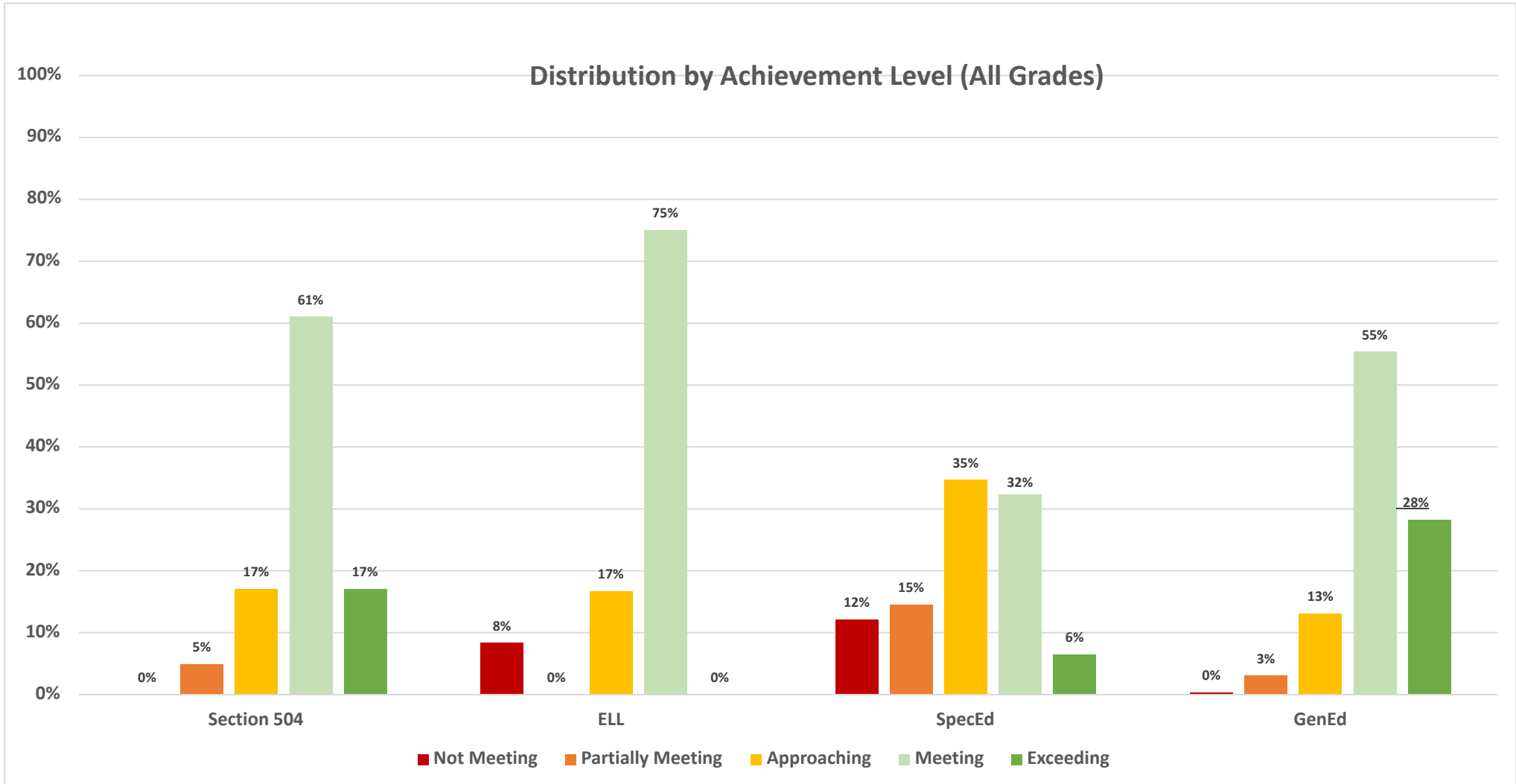
Distribution by Achievement Level (All Grades)



UPPER SADDLE RIVER

2022-23 Spring NJSLA by Subgroup Program

Mathematics

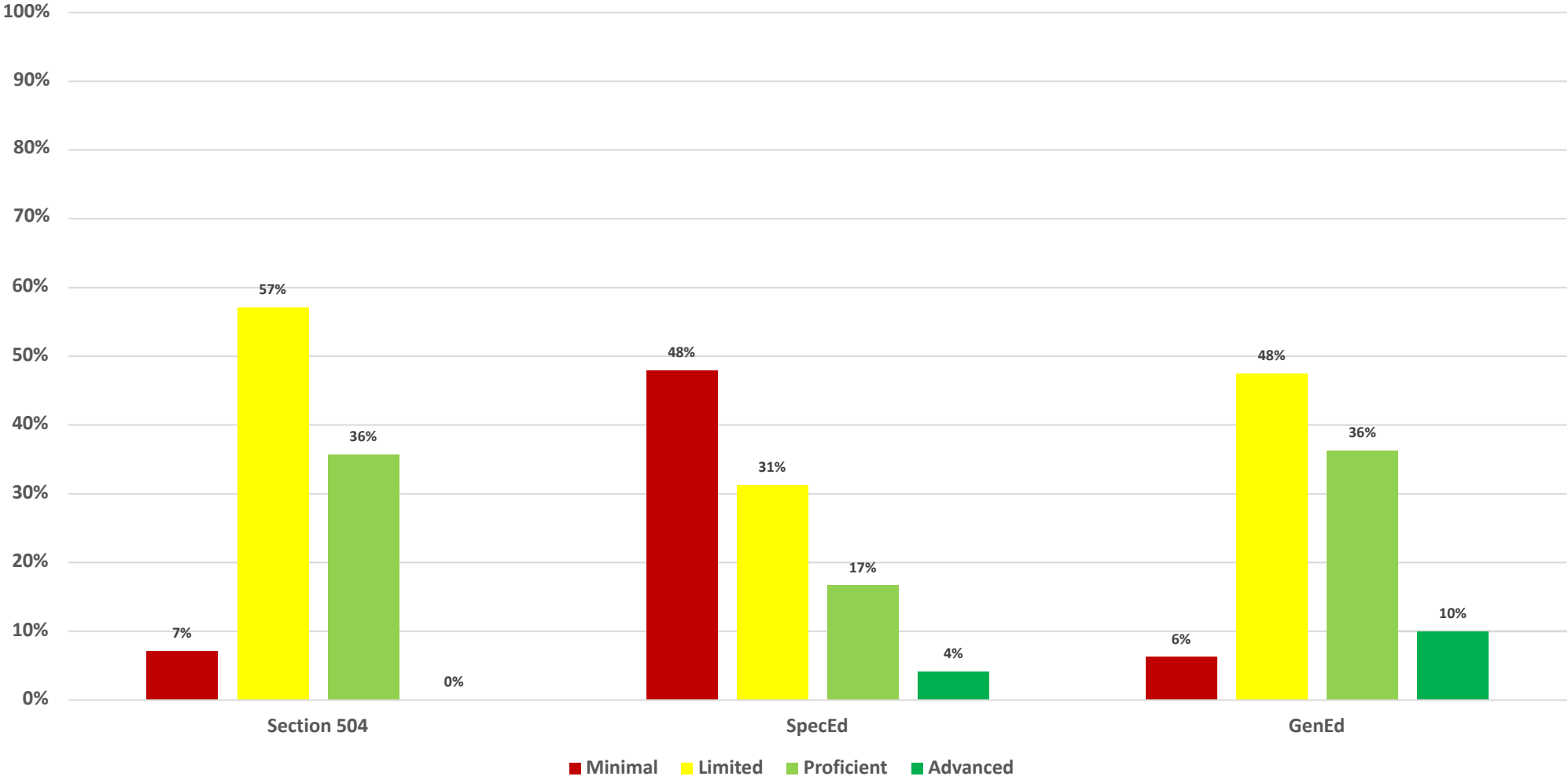


UPPER SADDLE RIVER

2022-23 Spring NJSLA by Subgroup Program

Science

Distribution by Achievement Level (All Grades)



Analysis and Findings

- Increased analysis in specific grade levels
 - Grade 3 (ELA and Math)
 - Grade 6 (Math)
- Critical analysis of Science
 - Curricular Review (6-8)
 - Benchmarking (grades 5 and 8)
- Progress Monitoring (grades 3-8)
- Increased emphasis on reading strategies and professional development
- Supplemental Programs
 - After School Program (Fall and Winter Cycles)