

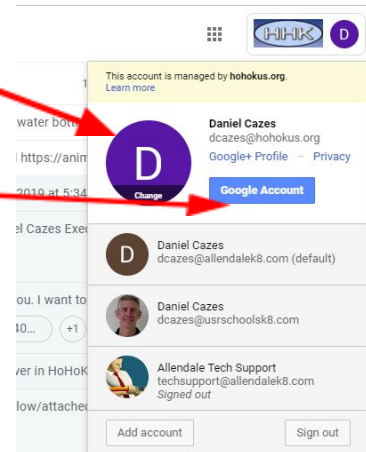
Google Two Step Verification and Mail app on iPhone

An [App Password](#) allows 2-Step Verification users to access their account from apps or devices that do not support verification codes.

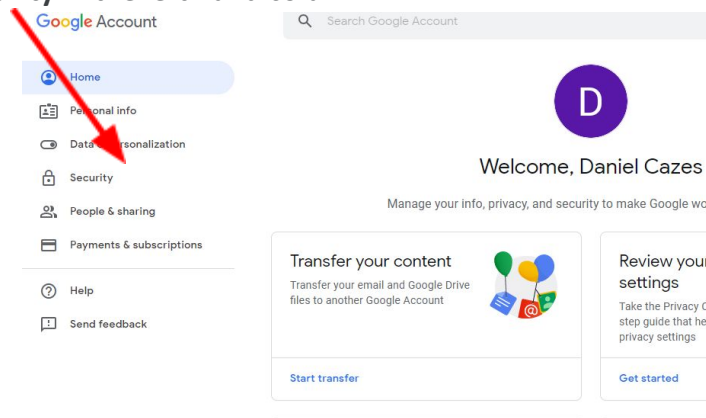
Step 1: Create an App Password for your iPhone or iPad

To create an App password, follow these steps:

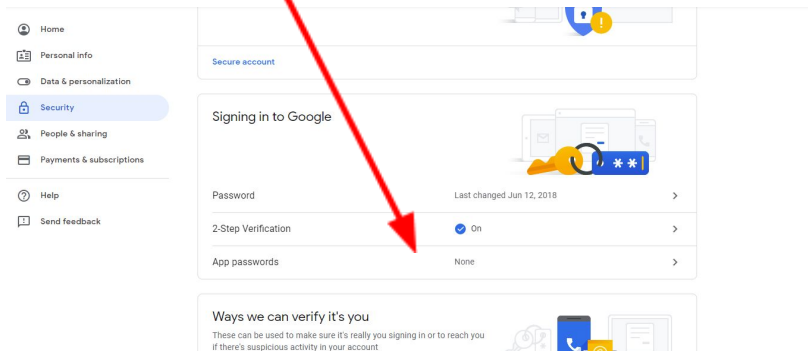
1. Click on your Google account **icon** on the top right corner
2. Click on the blue **“Google Account”** button



3. Click on **Security** in the left hand column

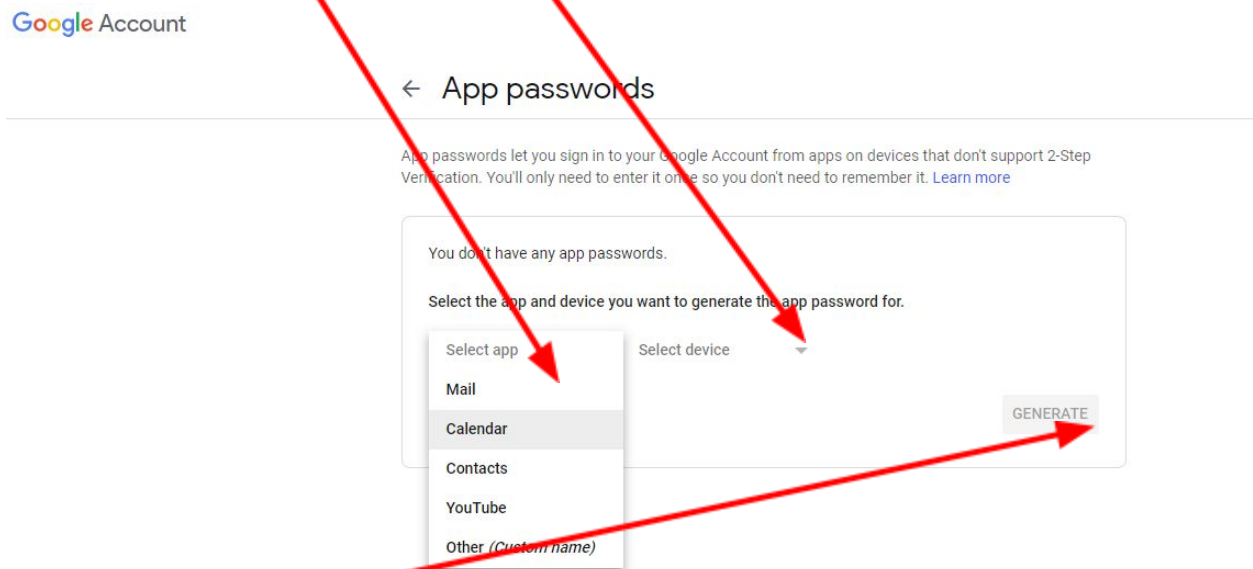


4. Select **App passwords**



5. Enter your password again

6. Select App **"Mail"** and device **"iPhone"**



7. Click **Generate**

8. Enter the code in the yellow box as your password in your iPhone.

You have successfully set up your iPhone. You do not have to remember this password. The next time you change your password, you will need to generate a new password for your iPhone.

