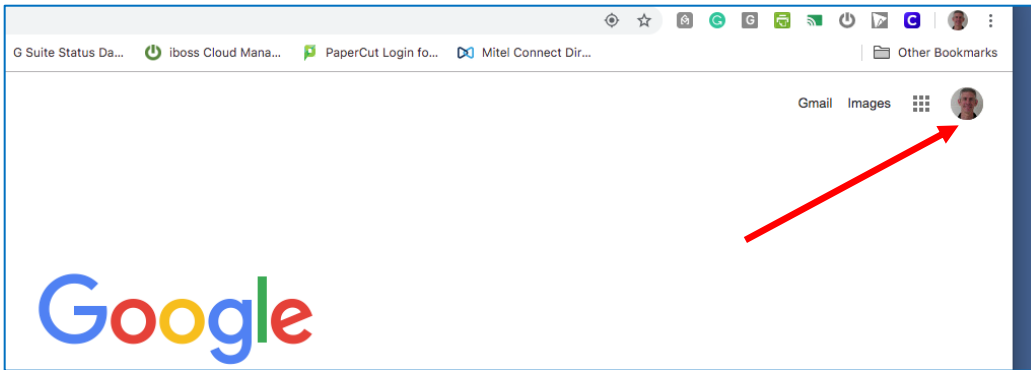
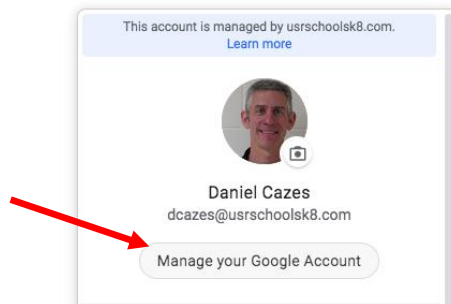


# Configure Two Step Verification

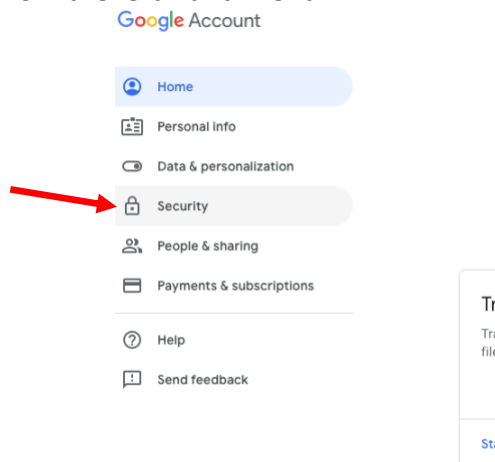
- 1) Please open Chrome and go to [Gmail](#)
- 2) Verify you are in your usrschoolsk8.com Gmail account by clicking your account in the top right-hand corner



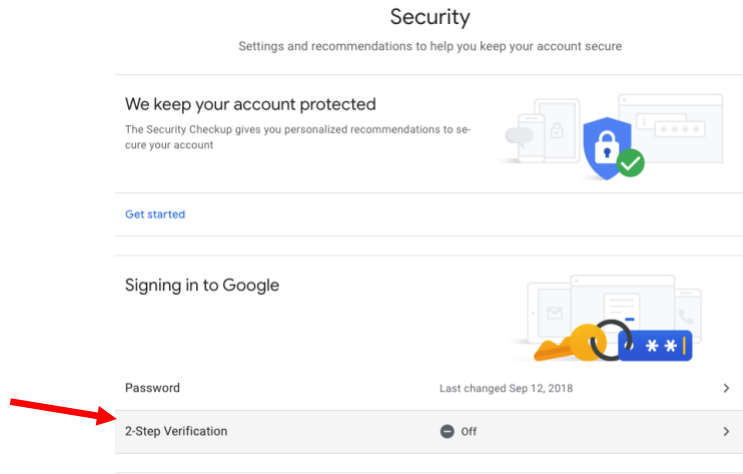
- 3) Select manage your Google account



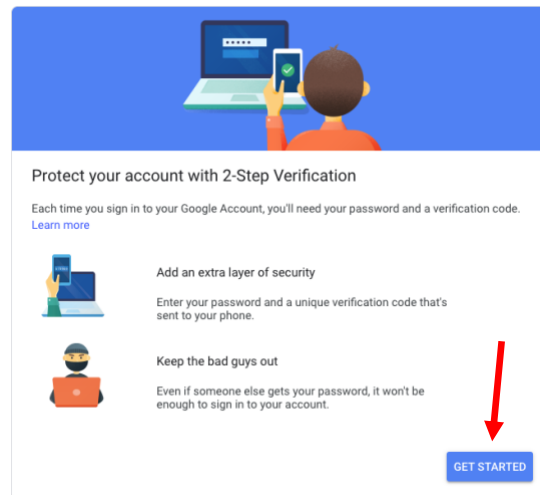
- 4) Choose Security from the left-hand menu



## 5) Select 2-Step Verification

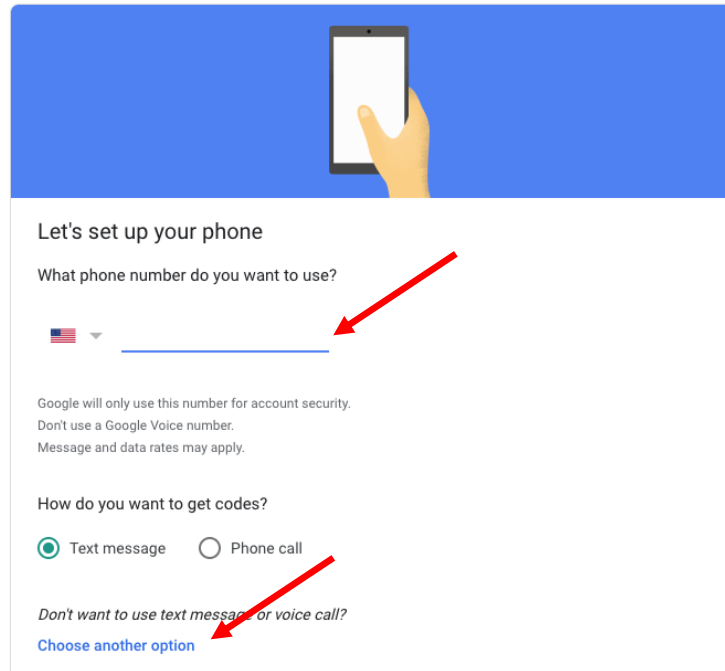


## 6) Click "Get Started" button




## 7) Enter your password when prompted

- 8) Enter your mobile phone number to receive a text message OR select “Choose another option” if you do not wish to receive a code texted to your phone



Let's set up your phone

What phone number do you want to use?



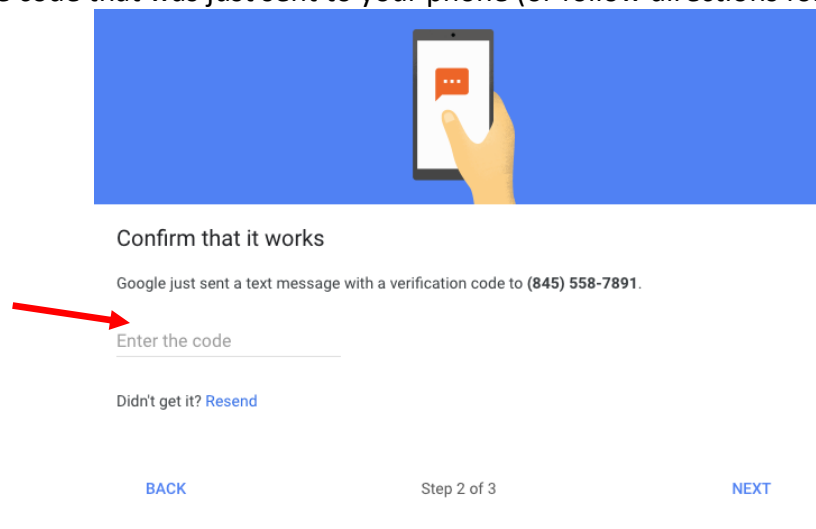
Google will only use this number for account security.  
Don't use a Google Voice number.  
Message and data rates may apply.

How do you want to get codes?

Text message  Phone call

Don't want to use text message or voice call?  
[Choose another option](#)

- 9) Enter the code that was just sent to your phone (or follow directions for other options)



Confirm that it works

Google just sent a text message with a verification code to (845) 558-7891.

Didn't get it? [Resend](#)

[BACK](#) Step 2 of 3 [NEXT](#)

- 10) Select “Turn On”

- 11) If you receive email for USR on your smart phone, please refer to the appropriate “How To” or contact support for assistance